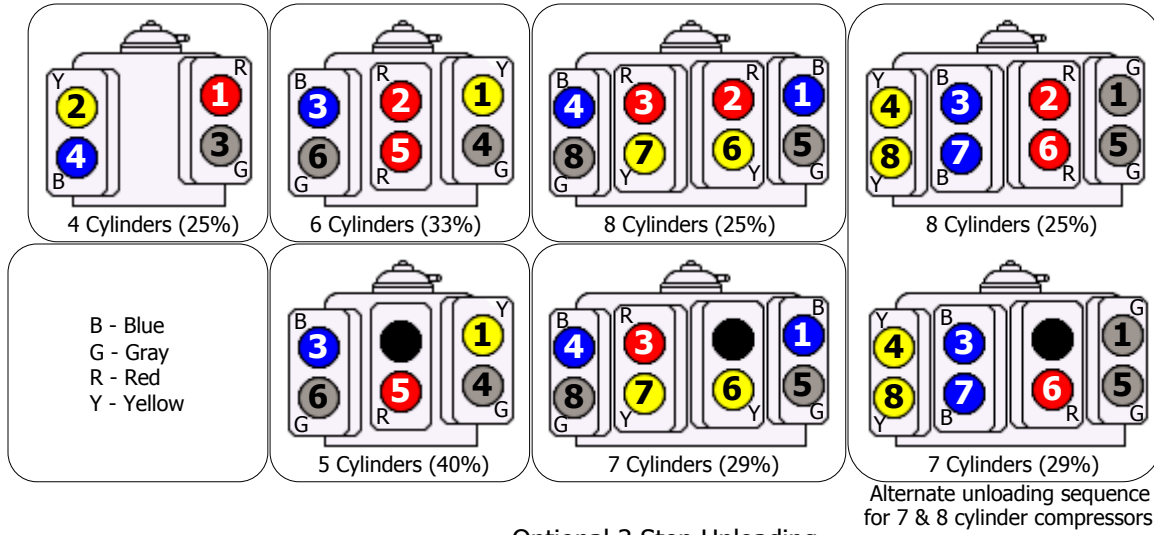
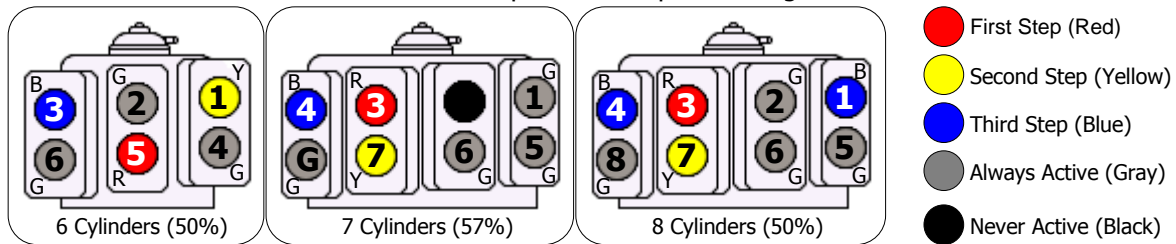


Worthington 3V Compressors Unloading Characteristics

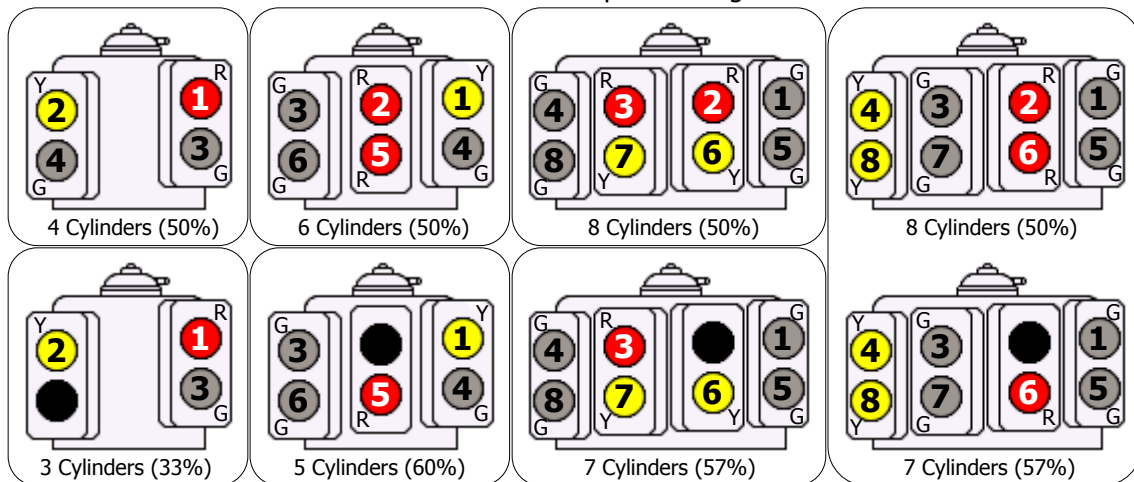
Standard 3 Step Unloading



Optional 3 Step Unloading



2 Step Unloading



Numbers in circles indicate cylinder number not unloading sequence.

Alternate unloading sequence for 7 & 8 cylinder compressors



Worthington 3V Compressors Unloading Characteristics

These compressors are available with solenoid valve actuated unloading or suction pressure actuated unloading. The solenoid valves or suction pressure control are located on either of the crankcase access covers. Standard location for the controls is:

Suction pressure control on the left access cover facing the oil pump.

Solenoid valves on the right access cover facing the oil pump.

For reverse compressors the opposite is true. The solenoid valve sequence is always from left to right facing the valves. When the solenoid valves are de-energized the cylinders unload. When the valves are energized the cylinders load. When you turn the adjusting screw on the suction pressure control clockwise the cylinders unload. Turning the screw counterclockwise causes the cylinders to load.